

MONTHLY MEMBERSHIP PROGRESS REPORT

District 16 L

Results as of: 8/31/2024

GMT:

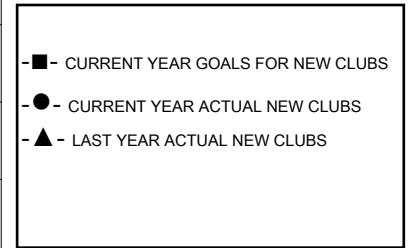
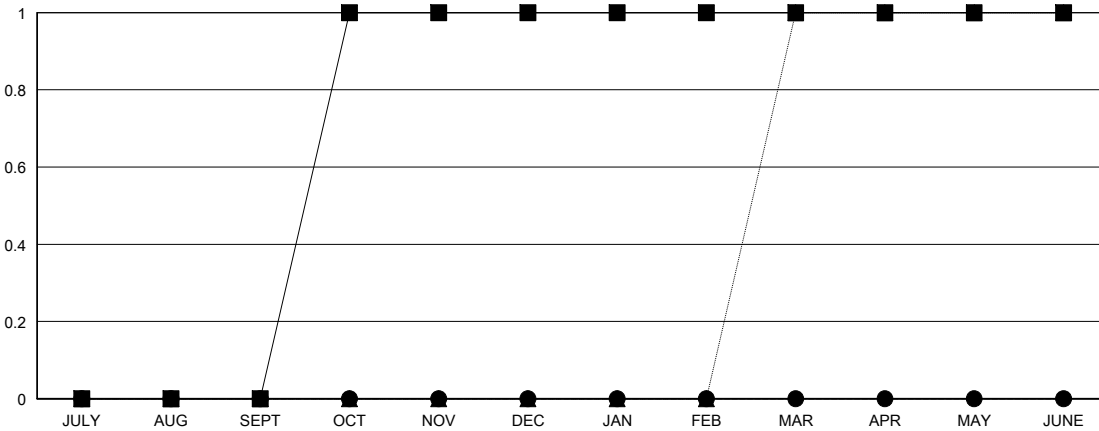
LOCATION NEW JERSEY

GMT CA

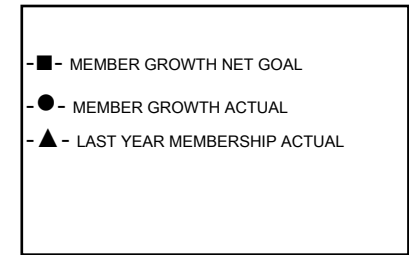
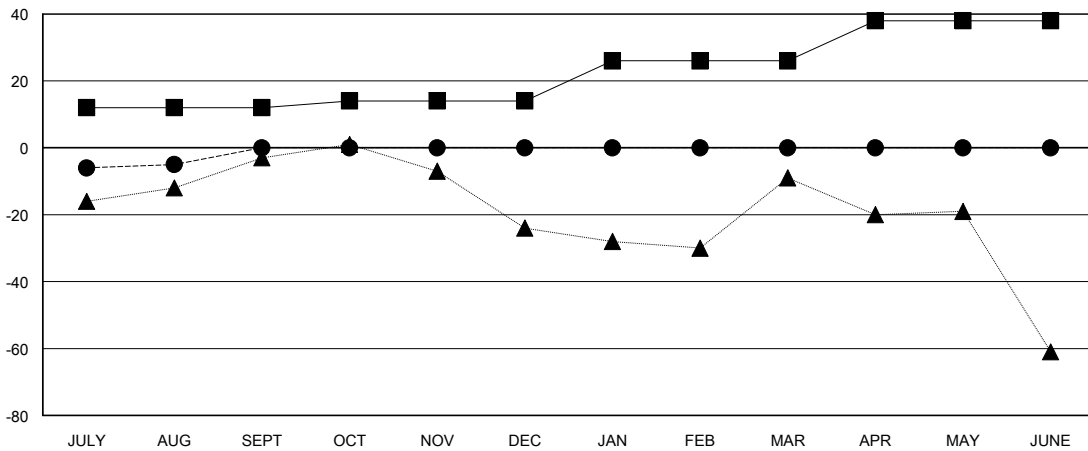
| Clubs | | | |
|-----------------------|---------------|-----------|---------------|
| RESULTS FOR 2024-2025 | | | |
| QUARTER | NEW CLUB GOAL | NEW CLUBS | DROPPED CLUBS |
| JULY/AUG/SEPT | 0 | 0 | 0 |
| OCT/NOV/DEC | 1 | 0 | 0 |
| JAN/FEB/MAR | 0 | 0 | 0 |
| APR/MAY/JUNE | 0 | 0 | 0 |

| Members | | | |
|-----------------------|------------------------|----------------------|--|
| RESULTS FOR 2024-2025 | | | |
| QUARTER | MEMBER GROWTH NET GOAL | MEMBER GROWTH ACTUAL | DROPPED MEMBERS ACTUAL (including transfers) |
| JULY/AUG/SEPT | 12 | 22 | 20 |
| OCT/NOV/DEC | 2 | 0 | 0 |
| JAN/FEB/MAR | 12 | 0 | 0 |
| APR/MAY/JUNE | 12 | 0 | 0 |

GOALS AND ACTUAL NEW CLUBS CUMULATIVE



GOALS AND ACTUAL MEMBERS CUMULATIVE



| | | |
|------------------------|---|-------------------------------------|
| DROPPED CLUBS: 0 | 8 CLUBS OF 50 ADDED 1 OR MORE NEW MEMBERS | GENDER DISTRIBUTION |
| | | MALE 803 (63.58%) |
| | | FEMALE 457 (36.18%) |
| DROPPED MEMBERS | CLICK HERE FOR CUMULATIVE MEMBERSHIP DATA | TOTAL FAMILY UNIT MEMBERS 224 |
| DECEASED 1 | | FAMILY MEMBERS PAYING HALF DUES 120 |
| CLUB CANCELLED 2 | | |
| OTHER 17 | | |
| TOTAL 20 | | |